

Hand held Mixers

Motor Unit for Bermixer PRO 750 W

ITEM # _____

MODEL # _____

NAME # _____

SIS # _____

AIA # _____


600348 (BPU750)

 Motor Unit, variable speed
 up to 10000 rpm - 750 W

Short Form Specification

Item No. _____

750W flat base motor unit for handheld mixer. Stainless steel tubes (various lengths) and whisk available upon request, to mix, liquidize, whip or emulsify. IP55 water protected control panel.

Main Features

- Safety feature requires both hands to start the mixer (no volt release system).
- Flat base motor unit.
- Delivered with space saving storing wall support.
- Light weight, ergonomic grip and adjustable speeds make preparation tasks fast and easy.
- Overheating warning red indicator.
- Bayonet system makes fast and simple to exchange tools.
- Designed to be used directly in stew pots up to 270 - 290 lt, depending on the tube size.
- Productivity suitable for 50 to 300 meals per service.

Construction

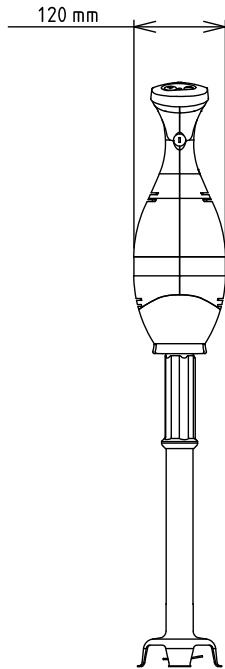
- Power: 750 watts.
- Maximum speed 10000 rpm.
- Motor has an air cooling system and is protected against overheating (in case of long intensive work).
- Smart speed control to ensure the right power according to the work load.
- Water protected motor unit (controls are IP55, IP34 throughout machine).

Optional Accessories

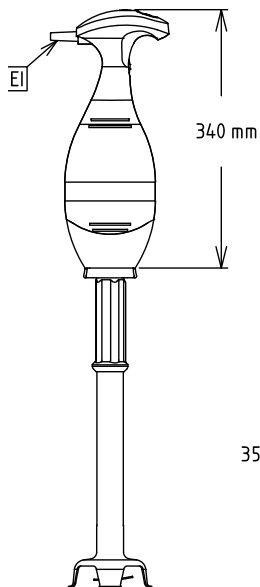
- Reinforced whisk for portable Bermixer PNC 650108
- 353 mm stainless steel tube for portable mixer bermixer PNC 650132
- 453 mm stainless steel tube for portable mixer bermixer PNC 650133
- 553 mm stainless steel tube for Bermixer (for 450W, 550W, 650W, 750W) PNC 650134
- 653 mm stainless steel tube for Bermixer (for 650W, 750W) PNC 650135
- Adjustable rail for containers diam. 375 mm to 650 mm (to be used with 653294) PNC 653292
- Holder to support portable mixer in containers (can be used only with tube attachment) PNC 653294

APPROVAL: _____

Front

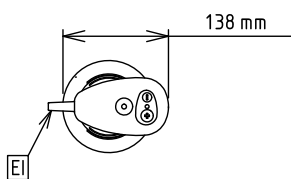


Side



EI = Electrical inlet (power)

Top



Electric

Supply voltage:

600348 (BPU750)

220-240 V/1 ph/50/60 Hz

Electrical power max.:

0.75 kW

Total Watts:

0.75 kW

Key Information:

External dimensions, Width: 138 mm

External dimensions, Depth: 120 mm

External dimensions, Height: 340 mm

Shipping weight: 3.66 kg